CTL 600-900-1200
CTL ACOUSTIC 600-900-1200

IP 54
IP 30

- ISTRUZIONI DI INSTALLAZIONE E UTILIZZO - INSTALLATION AND APPLICATION INSTRUCTIONS -
- INSTRUCTIONS D' INSTALLATION ET D' UTILISATION - INSTALLATIONS- UND BEDIENUNGSANLEITUNG -
- INSTRUCCIONES DE INSTALACIÓN Y EMPLEO -

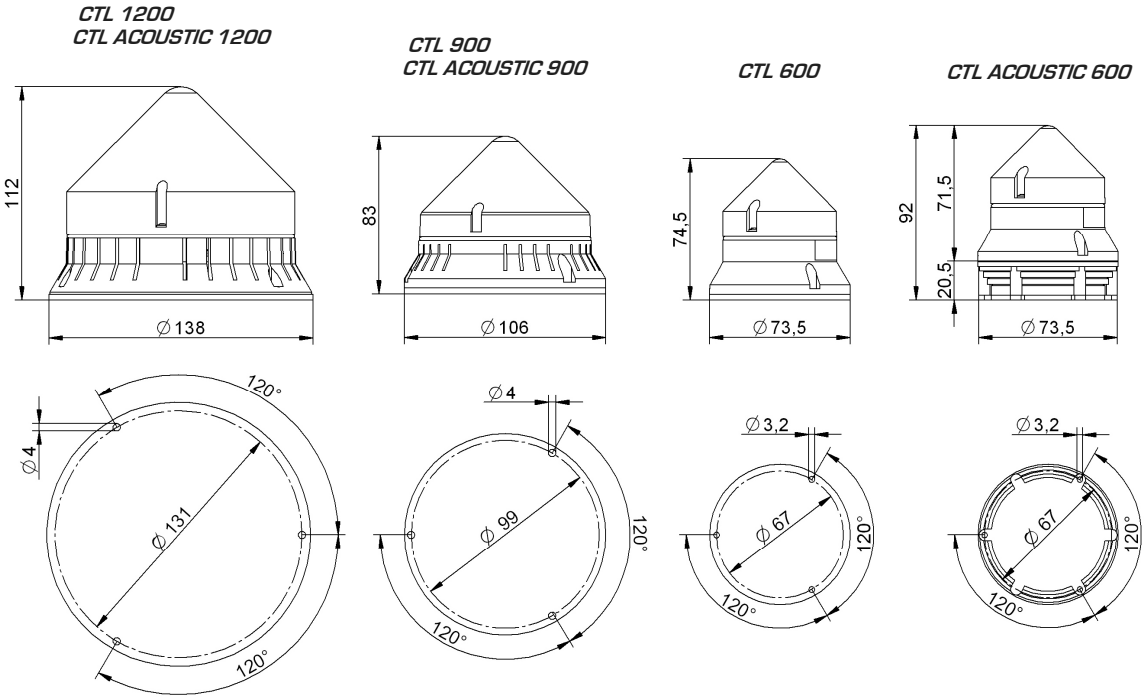

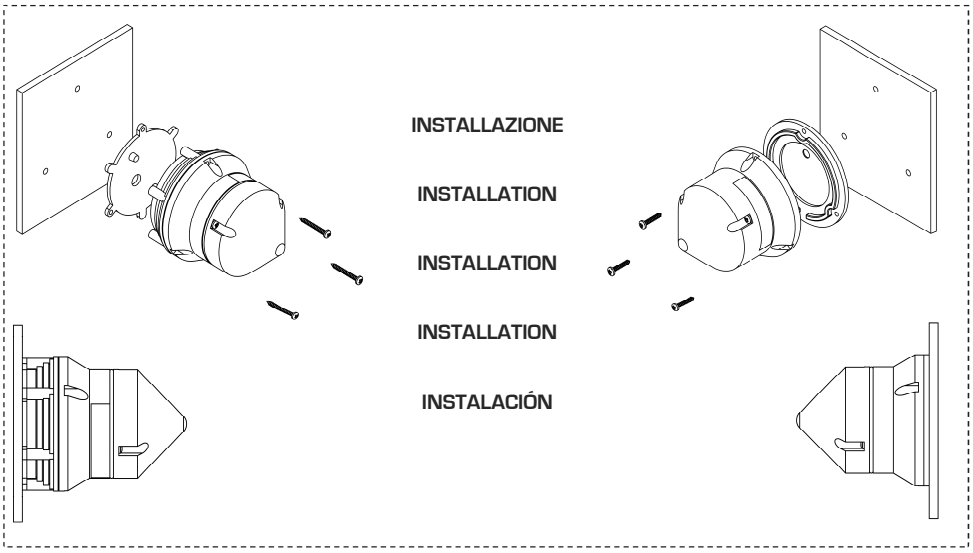

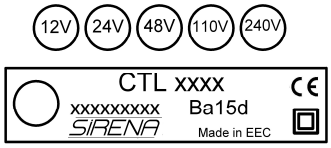

- Per i modelli STEADY e STEADY/FLASHING a installazione effettuata completare l'etichetta identificativa del prodotto utilizzando il bollino corrispondente alla tensione di rete e della lampada.

- The product identification sticker must be completed, for STEADY and STEADY/FLASHING , when installation has been carried out. Use the small round adhesive sticker corresponding to both the network voltage and that of the bulb.

- Pour les modèles STEADY et STEADY/FLASHING une fois que l'installation est effectuée, coller sur l'étiquette appropriée le point adhésif correspondant à la tension du réseau et de l'ampoule.

- Für die Ausführungen STEADY und STEADY/FLASHING ist, nach der Installation, an die dazu bestimmte Etikette die Marke entsprechend der Netzspannung und des Leuchtmittels zu kleben.

- En los modelos STEADY y STEADY/FLASHING , una vez acabada la instalación, completar la etiqueta que identifica el producto empleando la contramarca correspondiente al voltaje de la red y de la lámpara.

FUSIBILE DI PROTEZIONE	Sulla linea di alimentazione usare fusibili ritardati dimensionati a seconda della tensione e del tipo di lampada utilizzata
FUSE WIRE PROTECTION	On the power supply line the rating of the supply fuse must be according to the voltage and type of bulb used
FUSIBLE DE PROTECTION	Sur la ligne d' alimentation utiliser des fusibles retardés dimensionnés selon la tension et le type d'ampoule utilisé
SCHUTZSICHERUNG	Für die Zuleitung träge Sicherungen verwenden, die nach der Spannung und dem eingesetzten Leuchtmittel zu bemessen sind
FUSIBLE DE PROTECCIÓN	En la línea de alimentación emplear fusibles de seguridad adecuados al voltaje y tipo de lámpara utilizados

COLLEGAMENTO ELETTRICO - ELECTRICAL WIRING - RACCORDEMENT ELECTRIQUE - ELEKTRISCHE VERBINDUNG - CONEXIÓN ELÉCTRICA

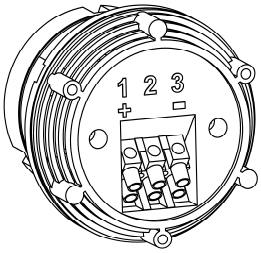

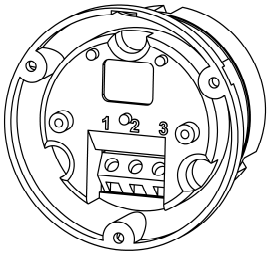

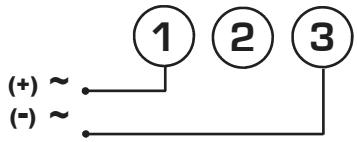

Luce lampeggiante e suono intermittente
Luce fissa (**solo per versione CTL STEADY**)

Flashing light and intermittent sound
Countinuous light (**only CTL STEADY version**)

Lumière clignotante et son intermittent
Lumière fixe (**seulement pour version CTL STEADY**)

Blinklicht und unterbrochene Tonfolge
Dauerlicht (**nur für Ausführung CTL STEADY**)

Luz intermitente y sonido intermitente
Luz fija (**únicamente para la versión CTL STEADY**)

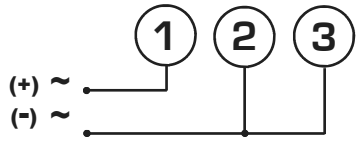

Solo per versione - Only version - Seulement pour version
Nur für Ausführung - Únicamente para la versión
CTL LED - CTL LED A - CTL S/F - CTL S/F A

Luce fissa e suono continuo
Continuous light and continuous sound
Lumière fixe et son continu
Dauerlicht und dauernde Tonfolge
Luz fija y sonido fijo

CTL 600 STEADY (Ba 15d 5W)

V ⎓	12 ÷ 24 ÷ 48 ÷ 110 ÷ 240				
mA	415	210	105	45	21

CTL 900 STEADY (Ba 15d 10W)

V ⎓	12 ÷ 24 ÷ 48 ÷ 110 ÷ 240				
mA	830	415	210	90	42

CTL 1200 STEADY (Ba 15d 25W)

V ⎓	12 ÷ 24 ÷ 48 ÷ 110 ÷ 240				
A	2.1	1.1	0.52	0.22	0.1

CTL 600 STEADY/FLASHING (Ba 15d 5W)

V ⎓	12 ÷ 24 ÷ 48			-	-
V ∿	-	24 ÷ 48 ÷ 110 ÷ 240			
mA	425	215	105	45	20

CTL 900 STEADY/FLASHING (Ba 15d 10W)

V ⎓	12 ÷ 24 ÷ 48			-	-
V ∿	-	24 ÷ 48 ÷ 110 ÷ 240			
mA	850	440	210	90	43

CTL 1200 STEADY/FLASHING (Ba 15d 25W)

V ⎓	12 ÷ 24 ÷ 48			-	-
V ∿	-	24 ÷ 48 ÷ 110 ÷ 240			
A	2.2	1.1	0.52	0.22	0.1

CTL 600 S/F ACOUSTIC (Ba 15d 5W)

V ⎓	12	24	48	-	-
V ∿				110	240
mA	430	220	110	50	25
dB(A)1m	65	65	65	65	65

CTL 900 S/F ACOUSTIC (Ba 15d 10W)

V ⎓	12	24	48	-	-
V ∿				110	240
mA	850	440	210	90	43
dB(A)1m	72	72	72	72	72

CTL 1200 S/F ACOUSTIC (Ba 15d 25W)

V ⎓	12	24	48	-	-
V ∿				110	240
A	2.2	1.06	0.52	0.22	0.1
dB(A)1m	85	85	85	85	85

CTL X 900 1J 1F

V ⎓	12 ÷ 24		-	-
V ∿			110	240
mA	300	300	25	30

CTL X 900 1J 2F

V ⎓	12 ÷ 24		-	-
V ∿			110	240
mA	300	300	35	50

CTL X 900 ACOUSTIC 1J 1F

V ⎓	12 ÷ 24		-	-
V ∿			110	240
mA	305	305	30	35
dB(A)1m	72	72	72	72

CTL X 900 ACOUSTIC 1J 2F

V ⎓	12 ÷ 24		-	-
V ∿			110	240
mA	305	305	55	70
dB(A)1m	72	72	72	72

CTL X 1200 2J 1F

V ⎓	12 ÷ 24		-	-
V ∿			110	240
mA	400	350	65	40

CTL X 1200 6J 1F

V ⎓	12 ÷ 24		-	-
V ∿			110	240
A	1.0	0.75	0.1	0.09

CTL X 1200 2J 2F

V ⎓	12 ÷ 24		-	-
V ∿			110	240
mA	350	350	80	35

CTL X 1200 6J 2F

V ⎓	12 ÷ 24		-	-
V ∿			110	240
A	1.0	0.65	0.08	0.08

CTL X 1200 ACOUSTIC 2J 1F

V ⎓	12 ÷ 24		-	-
V ∿			110	240
mA	405	355	70	45
dB(A)1m	75	75	72	68

CTL X 1200 ACOUSTIC 6J 1F

V ⎓	12 ÷ 24		-	-
V ∿			110	240
A	1.0	0.75	0.1	0.09
dB(A)1m	80	80	75	72

CTL X 1200 ACOUSTIC 2J 2F

V ⎓	12 ÷ 24		-	-
V ∿			110	240
mA	355	355	85	40
dB(A)1m	75	75	72	68

CTL X 1200 ACOUSTIC 6J 2F

V ⎓	12 ÷ 24		-	-
V ∿			110	240
A	1.0	0.65	0.08	0.08
dB(A)1m	80	80	75	72

CTL 600 LED

V ⎓	12÷24	-
V ∿	-	90÷240
mA	170	30

CTL 900 LED

V ⎓	12÷24	-
V ∿	-	90÷240
mA	320	75

CTL 1200 LED

V ⎓	12÷24	-
V ∿	-	90÷240
mA	320	75

CTL 600 LED ACOUSTIC

V ⎓	12÷24	-
V ∿	-	90÷240
mA	170	30
dB(A)1m	68	68

CTL 900 LED ACOUSTIC

V ⎓	12÷24	-
V ∿	-	90÷240
mA	320	75
dB(A)1m	72	72

CTL 1200 LED ACOUSTIC

V ⎓	12÷24	-
V ∿	-	90÷240
mA	320	75
dB(A)1m	74	74

- L' INSTALLAZIONE DEVE ESSERE EFFETTUATA DA PERSONALE SPECIALIZZATO - INSTALLATION MUST BE CARRIED OUT BY QUALIFIED PERSONNEL -
- L' INSTALLATION DOIT ETRE EFFECTUEE PAR UN PERSONNEL SPECIALISE - DIE INSTALLATION IST VON EINER FACHKRAFT VORZUNEHMEN -
- LA INSTALACIÓN DEBERÁ REALIZARSE POR PERSONAL ESPECIALIZADO -

Sirena SpA C.so Moncenisio, 5-10-12-14-16 10090 ROSTA (TO) | Italia
Tel. +39 011 95 68 555 Fax +39 011 95 67 928 www.sirena.it E-mail: info@sirena.it

09/2022 - Ref. 0129030